



## MARVELLOUS MODROC MAYHEM!



On Friday 11<sup>th</sup> June Wilkinson Primary School's Year 5 had an amazing, astonishing day, making a sculpture of the journey of a river since their topic is rivers.

To start with, they planned their model out on some sugar paper. After they had finished, they were given a large piece of cardboard to start their modelling. They also had some more materials including masking tape and newspaper. First they had to turn their newspaper into balls and tape them together and onto the cardboard to make their mountains and hills. Grace said "I thought it was really fun and creative." Once they had created the base for the mountains they were allowed to cover it in chicken wire to make it stable and secure. Kaiden said "I liked the way the chicken wire held up the newspaper so it didn't fall." Their teachers told them the Modroc would be really messy so they put on their old t-shirt from home. They had to carefully and safely carry their models down the stairs and onto the playground so they didn't get the classroom messy. There had to be two people carrying each model. Shaii said "I felt confident with the people carrying the model as they were doing it together." When they got outside they sat down and started by opening the Modroc.



They had to cut off a strip of Modroc and put in into the water then put it over the chicken wire. Maddison said "I liked the way you could squish it down to make it stick with the water." Harrison said "I enjoyed the construction because it was interesting. I loved it and it was enjoyable for everyone". Niamh said that it was hard at first but in the end it was easier than she thought.



Across the country many litter picking teams have formed in recent months. We were very pleased to hear that a number of children from Wilkinson are participating in the local Bradley group. Each weekend they work hard to keep their community clean and tidy. It is fantastic to see them taking action to make their environment a nicer place to live. Moving forward, Wilkinson will be supporting the group by purchasing some of the necessary equipment in order to help sustain this fantastic initiative. It is a great opportunity to meet up, socialise and get to know your neighbours. If you would like to join in with the fun take a look at 'Litter Watch Bradley'. There is also a big litter pick being organised for 24.7.21 - for further details see 'Rocket Pool Big Litter Pick'. Both can be found on Facebook.



### Day trip to Wales by Jenna and Lacey Year 6

At the labyrinth we put on hard hats and set off into the cool caverns. We sat down on the barge and it went pitch black! We began to inch forward until we reached a glowing, blue waterfall. It stopped just before we went under it thankfully!

A ride on the minibus took us to Aberdyfi beach which was breathtaking! We split into groups for a sandcastle competition. We decorated them with small shells.

We arrived at the Bro Ddyfi Swimming centre in the afternoon. Once there, we got changed and then went into the main pool area where one of the staff explained the rules to us. We were then free to go into the shallow and deep area and to the slide which was so much fun! We loved shooting down the slide and bolting through the crystal water!

We enjoyed the trip so much. It was such a great experience that we will remember forever.



# Wilkinson World!

Issue 24 Summer 2021

Free

What an unusual year! The children have worked hard both at home and in school.

They have enjoyed their learning, as you will see as you read on. . . We hope that you all enjoy a more relaxed Summer break and come back refreshed on 6.9.21 and ready for a 'normal year!' I would like to take this opportunity to thank everyone for their continued support. Have a super holiday!

Take a look at this exciting digital magazine, full of really useful advice and tips from food and nutrition, to health and homework. Plus tips on supporting your child through pre-school right through to SATs in Year 6. BTS Mag is available free to every parent. Take a look now and sign up using the subscription buttons in the magazine so you never miss an issue. It will be delivered into your inbox at the start of each new school term and during the holidays. Use this link to read now: [www.btsmag.co.uk](http://www.btsmag.co.uk)

**Wilkinson Primary School**

## HOLIDAY CLUB

Opening Hours  
Open the whole Summer Holiday!  
(Excluding Bank Holiday)  
8am - 4.30pm

Fun, Games, Sports, Art & Music

For more information  
Call: 01902 558971

Open to all primary school children

**BOOK NOW**

Wilkinson Primary School, Walter Road, Bradley, Bilston, West Midlands, WV14 8UR.  
Telephone: 01902 558971  
Email: [wilkinsonprimaryschool@wolverhampton.gov.uk](mailto:wilkinsonprimaryschool@wolverhampton.gov.uk)  
Website: [www.wilkinsonprimaryschool.co.uk](http://www.wilkinsonprimaryschool.co.uk)

**mini MEDICS**

**ADULT EDUCATION WOLVERHAMPTON**

**Family Learning Mini Medics Summer School**

Adult Education Wolverhampton is offering the following first aid courses for you and your child.

DATE	AM
Monday 16 August	9:30 to 12:30
Tuesday 17 August	Mini Medics
Monday 23 August	Mini Medics
Tuesday 24 August	Mini Medics

To book a free place call 01902 551658 or 558180 or email [enquiries@aes.wolverhampton.gov.uk](mailto:enquiries@aes.wolverhampton.gov.uk)

Places are limited to 6 adults per session with 2 children each maximum.

Your child must be 6-11 years old. No babes in arms. Please wear a mask to the event and bring ID to enrol.

You must book a place and all sessions will take place in our city centre site:  
Adult Education Wolverhampton, Old Hall Street, WV1 3AU

## GAZEBO SUMMER FUN

YOUNG PEOPLE AGED 10-16

MUSIC VIDEO PERFORMING ARTS NATURE DAY

FAMILIES & CARERS

CREATIVE ARTS ANIMAL DAY SCAVENGER HUNT

& MORE!

IF YOU LIVE IN BILSTON OR ATTEND A BILSTON SCHOOL  
BOOK FOR FREE ON  
01902 296199  
[HEADSTARTBILSTON@GAZEBOTHEATRE.COM](mailto:HEADSTARTBILSTON@GAZEBOTHEATRE.COM)


@GazeboTheatre  
@gazebotheatreuk  
@GazeboTheatre

COMMUNITY FUND HeadStart WOLVERHAMPTON COUNCIL

### Wilkinson Science Fair causes a stir!

Our Science Fair this term was the best in town! The 138 amazing projects were created by children in all classes from Nursery up to Year 6. They were so creative and arty and had loads of science facts. There were brilliant projects about the planets, the ocean, animals, electricity, teeth, volcanoes, seasons, plants, the body and floating and sinking. Many people wrote about experiments they had done. The projects were on display in the hall for a week and all classes went in to look at them more closely. It was a chance to be proud of their own work and to be inspired by other people's work and, of course to learn more about science! Mrs Bowen told everyone who took part that they were 'fantastic scientists' and gave them a badge to wear with pride. The winners in each age group were announced in assembly on Monday 5<sup>th</sup> July and were presented with their very own science kit along with a gold badge. It was so hard to choose winners when they were all so good! Thank you to parents and children for all of their hard work. Photos of the projects will go on the school website soon for parents to see them at home. But until then here is a sneak preview below.

by Julia Year 4





In T42s we have been finding out who lives in water. After reading one of our favourite stories 'Oi Frog', we went on a hunt down to our pond to see where frogs live. We searched high and low as we found out they like to hide under logs and Lily pads. We found pictures of frogs on the iPads and mixed different coloured paints to create our own frog pictures.



We loved singing and acting out the Nursery Rhyme 5 Speckled Frogs.




Nursery have been learning about 'Water in the world and water safety' this term. The children used their fine motor skills to draw a picture of their favourite sea creatures.

They explored various materials to collage their own stained glass effect Jellyfish



We discussed different ways of staying safe in and around water. The children then created their own poster to display what they had learnt.



This term Reception have taken responsibility for caring for the school's gardening area.



We have enjoyed planting a range of fruit and vegetables including; broad beans, runner beans, carrots, peas, garlic, pumpkins and strawberries. We are caring for them by watering them daily, removing any weeds from the soil and covering them with a net to protect them from animals. We have enjoyed watching the plants grow and are looking forward to harvesting our crops.



### Wilkinson Sports Day 2021!

During our sports day we had lots of activities to complete. We tried really hard to score as many points as we could for our house. The activities included some throwing challenges, jumping, catching, a relay race and an obstacle course. Yellow house finished 3<sup>rd</sup>, followed by red house and blue house were the winners!

We did miss our parents cheering us on :( see you next year!



### **South American Adventures**


In geography we have learnt about Brazil, which is in South America. We used the internet, globes and atlases to find out about the countries that surround Brazil and learnt about the climate in that area. I found out that Rio de Janeiro is one of the most famous cities in Brazil and that the Amazon River is the second largest river in the world. We learnt about the people that live in Brazil and how they live their lives. We learnt about how pollution and deforestation is endangering and killing the animals that live in the rainforest and talked about what we can do to save them.

by Kyza Year 3



Our persuasive leaflets all about Brazil  
by Megan

My Romero Britto artwork showing Brazilian culture  
by Lillie-Mai



Our Carnival masks are out of this world!  
by Abbigail


Wednesday afternoon and Super Scientists Kaylee and Caiden, along with their teams, discover the best and quickest ways to make bread go...

**MOULDY!**

In Kaylee's group they produced disgusting, atrocious mould in the classroom (windows open) however, in Caiden's group, it wasn't as successful as they hadn't grown any Fungus at all! Here's how it went; Before we discovered the gruesome mould, Year 6 had to write a planner as to how they were going to carry out the experiment on a large piece of paper. We wrote the learning objective first which was, "How to make mould grow on bread." We also wrote down the method of what we were going to do in order to try and make the mould grow. Kaylee's group succeeded by placing the bread in a dark place and also soaking the piece of bread with water while Caiden also wet the bread but put it outside. Kaylee said "It was very damp and not very pleasant to look at as it had quite large areas of mould everywhere!" Caiden asked "Why does it smell like old McDonalds?" Everyone took part that day and had a brilliant time. Some were triumphant and succeeded in making mouldy bread. We all learnt that the best way to grow mould on bread was to soak it with water and put it in a warm place. It was an experiment that 6KC would never forget and we now know what not to do!



by Kaylee & Caiden



Children across school will be participating in the 'Speak Out, Stay Safe' programme before the end of term. It aims to help children understand abuse in all its forms and to recognise the signs of abuse in a child friendly, interactive way. Children are taught to speak out if they are worried, to either a trusted adult or Childline on 0800 1111



### **Colourful Canal Boats!**

Year 1 have been busy this term learning all about canal art. They started by learning about Julie, a local artist who decorates canal boats. After practicing different techniques in the classroom, they decorated their own tile to go onto a canal boat. Commissions available soon from Year 1!

